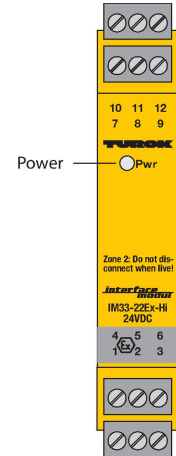
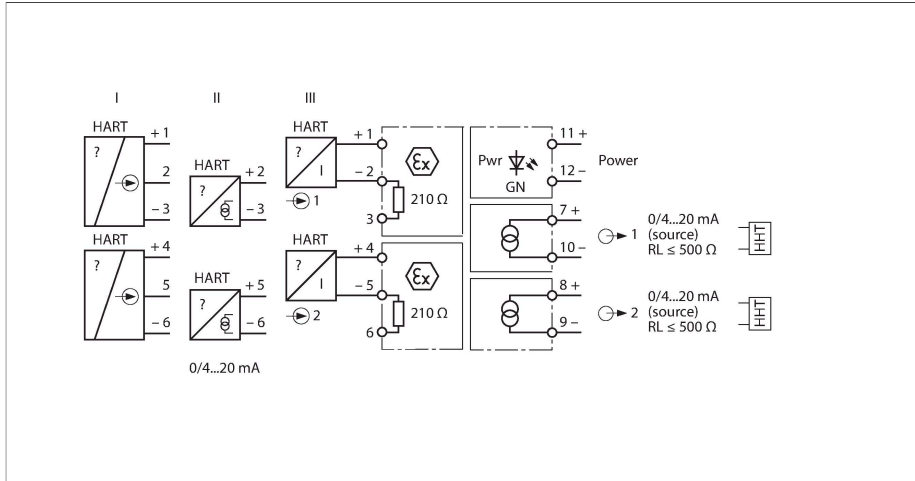


IM33-22EX-HI/24VDC

Isolating transducer – 2-channel



The 2-channel HART[®] isolating transducer IM33-22EX-HI/24VDC is designed to operate intrinsically safe HART 2-wire transducers (III) in the Ex area and to transmit the measured signals to the non-Ex area. In addition to the analog signals, also the digital HART[®] communication signals can be transmitted bidirectionally.

Alternatively, active 2-wire HART[®] transmitters (II) and passive 3-wire HART[®] transmitters (I) can be operated.

The device features 0/4...20 mA input and output circuits. A green LED indicates operational readiness.

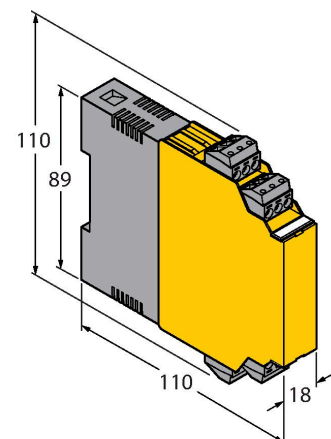
The input signals are transmitted 1:1 without interference and made available at the outputs in the non-Ex area.

The removable terminal blocks feature test sockets (Ø 2 mm) for connection of a HART[®] handheld.

Features

- Power supply of 2-wire measuring transducers with HART communication as well as connection to active 2-wire and passive 3-wire transmitters
- Input circuits: 0/4...20 mA
- Output circuits: 0/4...20 mA
- SIL2
- Removable terminal blocks, screwable, with 2 mm test socket
- Complete galvanic isolation
- Input reverse-polarity protected
- ATEX, IECEx, UL, cFM_{US}, TR CU, CCOE, Kosha
- Installation in zone 2

Dimensions



Technical data

Type	IM33-22EX-HI/24VDC
ID	7506441
Nominal voltage	24 VDC
Operating voltage	19...29 VDC
Power consumption	≤ 3.2 W
Transmitter connection	
Supply voltage	≥ 17 V / 20 mA
Input current	0/4...20 mA
Input resistance (current)	≤ 250 Ω
Output current	0/4...20 mA
Load resistance current output	≤ 0.5 kΩ
Rise time (10...90 %)	≤ 50 ms
Fall time (90...10 %)	≤ 50 ms
Measuring accuracy (including linearity, hysteresis and repeatability)	≤ 0.1 % of full scale
Reference temperature	23 °C
Temperature drift	≤ 0.005 % of full scale/K
Galvanic isolation	
Test voltage	2.5 kV RMS
Important note	For Ex-applications the values specified in the corresponding Ex certificates (ATEX, IECEx, UL, etc.) apply.
Ex approval acc. to conformity certificate	TÜV 18 ATEX 230812 X
Application area	II (1) G, II (1) D
Ignition protection category	[Ex ia Ga] IIC; [Ex ia Da] IIIC
Ex approval acc. to conformity certificate	TÜV 06 ATEX 552977 X
Application area	II 3 G
Ignition protection type	Ex nA [ic Gc] IIC T4 Gc
Characteristic	trapezoidal
Important note	If the device is used in applications to achieve functional safety according to IEC 61508, the safety manual must be used. Information in the data sheet are not valid for functional safety.
Approval	SIL 2 acc. to EXIDA FMEDA
Use in SIL safety circuits	SIL 2
Indication	
Power on display	Green
Protection class	IP20
Flammability class acc. to UL 94	V-0
Ambient temperature (min.)	-25
Ambient temperature (max.)	70
	-25...+60 °C für UL, FM, TIIS
Storage temperature	-40...+80 °C

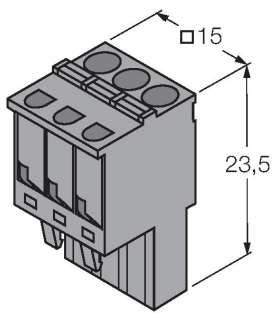
Technical data

Dimensions	110 x 18 x 110 mm
Weight	197 g
Mounting instructions	DIN rail (NS35) or panel
Housing material	Polycarbonate/ABS
Electrical connection	4 × 3-pin removable terminal blocks with test socket, reverse polarity protected, screw terminal
Terminal cross-section	1 × 2.5 mm ² / 2 × 1.5 mm ²
Tightening torque	0.5 Nm

Accessories

IM-CC-3X2BU/2BK

6900475



Cage clamp terminals for IM modules (Ex-devices with 18 mm overall width); includes: 2 pcs. 3-pin blue terminals and 2 pcs. 3-pin black terminals.