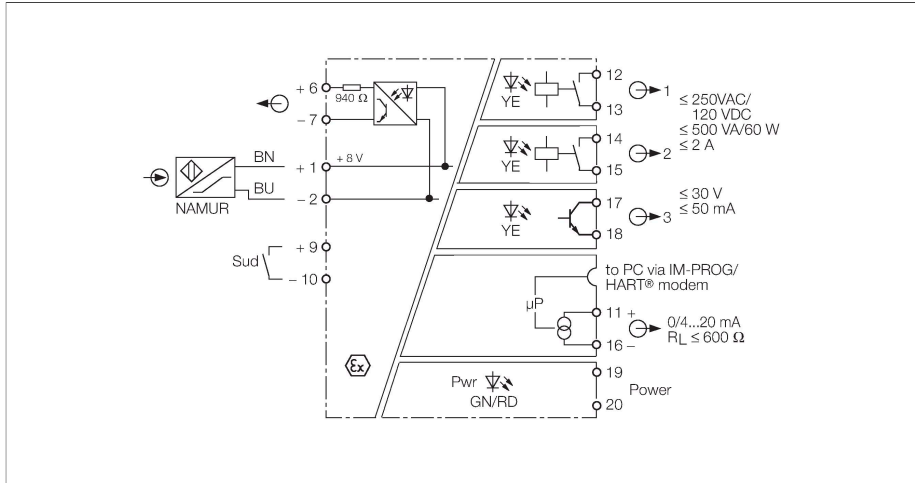


IM21-14EX-CDTRI

Rotation speed monitor – 1-channel



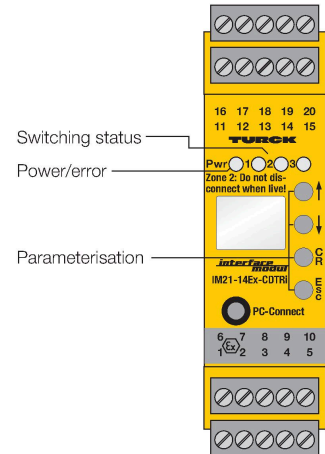
The rotation speed monitor IM21-14EX-CDTRI monitors frequencies, rotation speeds and pulse trains of rotating motor, gear or turbine parts according to over or undershoot of adjusted limit values. The current value is indicated on a display on the front of the device.

Intrinsically safe sensors acc. to EN 60947-5-6 (NAMUR) can be connected. Depending on the settings, the line is monitored for wire-break and/or short-circuit. In the event of an input circuit error the relays drop out, the transistor is blocked and the Pwr LED changes to red.

The device can be parametrized and configured via PC (FDT / DTM). For this, connect the device to the PC via the 3.5 mm jack on the front (the matching transmission cable IM-PROG III can be ordered separately from TURCK). In addition, a basic scope of parameters can be set via buttons and display on the front as well as via the HART[®] capable power interface

At each of the two relay outputs a predefined limit value can be monitored. The two relays also monitor overshoot/undershoot of window limits. The transistor output can also be used as a pulse divider. The measured value is permanently written to a ring buffer with space for 8000 values. The writing process is stopped with a predefined trigger event, like for example "excess of limit value". After that, the stored signal sequence can be read out.

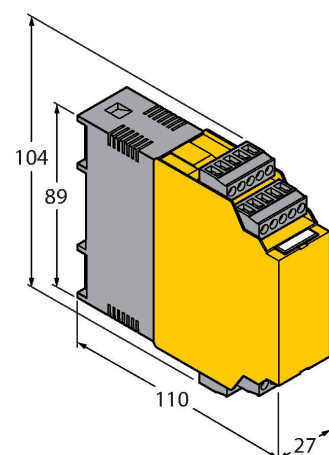
A switching hysteresis is defined by setting a switch-on and off point. A switch-off delay can also be set to avoid shut down due to sudden frequency hops.



Features

- Monitoring of limit values and ranges according to over and underrange
- Operating range 0.06...600,000 min⁻¹
- Pulse output Ex [ic Gc] II C/II B
- Parametrized via PC (FDT/DTM), front-panel switch or HART
- Ring buffer for up to 8000 measured values
- Display
- Complete galvanic isolation
- Input reverse-polarity protected
- ATEX, IECEx, cFM_{US}, TR CU, NEPSI, TIIS, Kosha
- Installation in zone 2

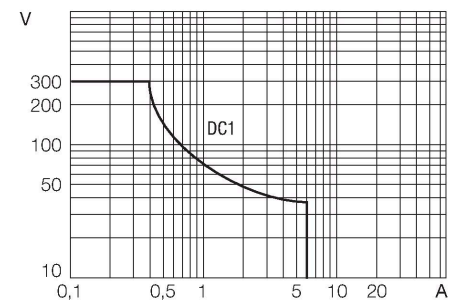
Dimensions



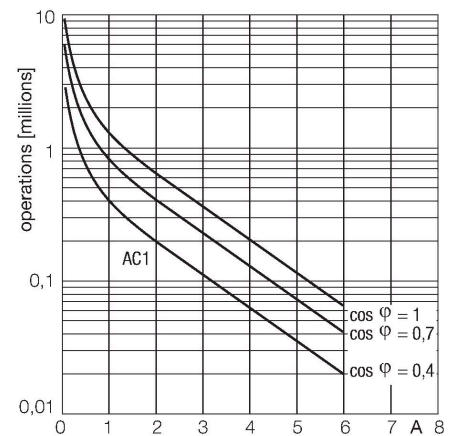
Technical data

Type	IM21-14EX-CDTRI
ID	7505651
Nominal voltage	Universal voltage supply unit
Operating voltage	20...250 VAC
Frequency	40...70 Hz
Operating voltage	20...125 VDC
Power consumption	≤ 3 W
Monitoring range/Setting range	≤ 0.06...600000 min ⁻¹
Max. input frequency	600000 min ⁻¹
Pulse time	≥ 0.02 ms
Pulse pause	≥ 0.02 ms
NAMUR input	
NAMUR	EN 60947-5-6
No-load voltage	8.2 VDC
Short-circuit current	8.2 mA
Input resistance	1 kΩ
Cable resistance	≤ 50 Ω
Switch-on threshold	1.75 mA
Switch-off threshold	1.55 mA
Wire breakage threshold	≤ 0.06 mA
Short-circuit threshold	≥ 6.4 mA
Output current	0/4...20 mA
Load resistance current output	≤ 0.6 kΩ
Fault current	0 / 22 mA adjustable
Output circuits (digital)	2 x relays (NO)
Output switching voltage relay	≤ 30 VDC / ≤ 250 VAC
Switching current per output	≤ 2 A
Switching capacity per output	≤ 500 VA/60 W
Switching frequency	≤ 10 Hz
Semiconductor output circuit(s)	
Output circuits (digital)	1 x transistor (potential-free, short-circuit proof)
Switching voltage	≤ 30 VDC
Switching current per output	≤ 0.05 A
Switching frequency	≤ 10000 Hz
Voltage drop	≤ 2.5 V
Feed-forward pulse output	
Voltage	≤ 30 V
Current	≤ 10 mA
Measuring accuracy (including linearity, hysteresis and repeatability)	≤ 0.05 % of full scale
Reference temperature	23 °C

Output relay – Load curve



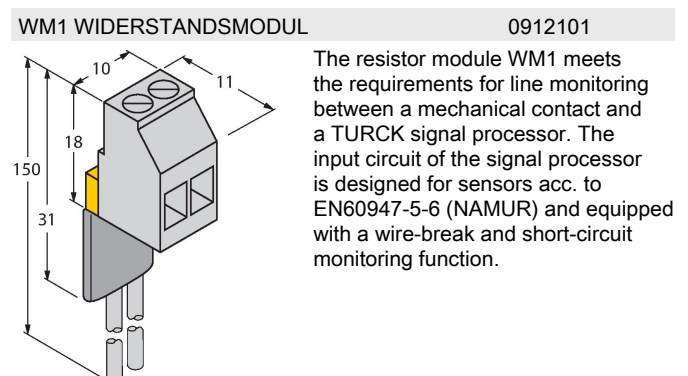
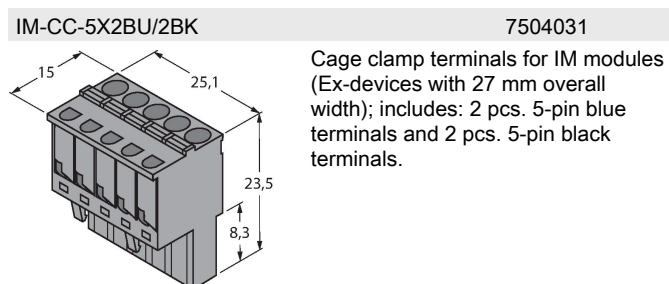
Output relay – Electrical lifetime



Technical data

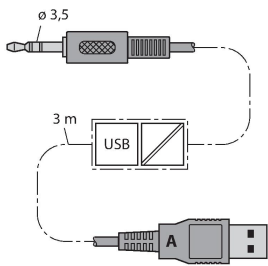
Temperature drift analog output	0.0025 %/K
Galvanic isolation	
Test voltage	2.5 kV RMS
Important note	For Ex-applications the values specified in the corresponding Ex certificates (ATEX, IECEx, UL, etc.) apply.
Ex approval acc. to conformity certificate	IBExU 07 ATEX 1132
Application area	II (1) G, II (1) D
Ignition protection category	[Ex ia Ga] IIC , [Ex ia Da] IIIC
Ex approval acc. to conformity certificate	IBExU 07 ATEX B010 X
Application area	II 3 G
Ignition protection type	Ex nA nC [ic Gc] IIC/IIB T4 Gc
Characteristic	linear
Indication	
Power on display	Green
Pulse input	Yellow
Error indication	red
Protection class	
Flammability class acc. to UL 94	V-0
Ambient temperature (min.)	-25
Ambient temperature (max.)	70
	-25 ... +60 °C für FM
Storage temperature	-40...+80 °C
Dimensions	104 x 27 x 110 mm
Weight	249 g
Mounting instructions	DIN rail (NS35) or panel
Housing material	Polycarbonate/ABS
Electrical connection	4 x 5-pin removable terminal blocks, reverse polarity protected, screw terminal
Terminal cross-section	1 x 2.5 mm ² / 2 x 1.5 mm ²
Tightening torque	0.5 Nm

Accessories



IM-PROG III

7525111



USB-compatible programming adapter for the FDT/DTM-based parametrization of HART-capable Turck devices; galvanic separation between the device to be parametrized and the PC

Accessories

Dimension drawing	Type	ID
	IM-SC-5X2BU/2BK	7541214