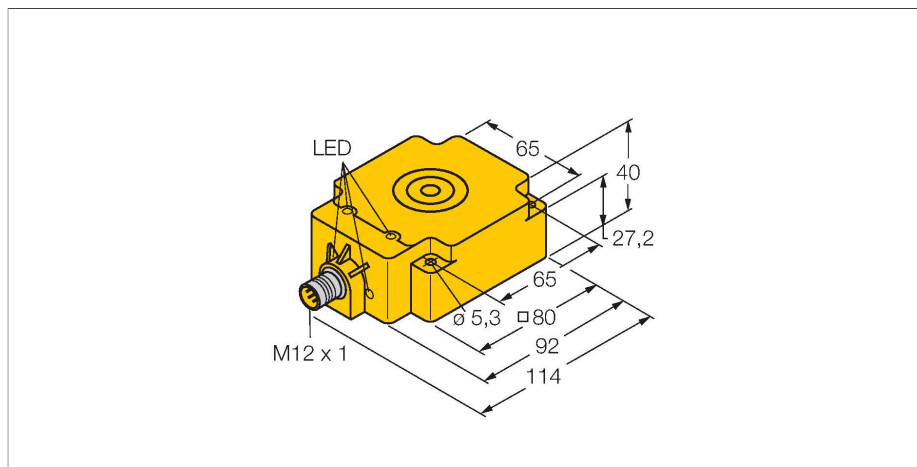


TNLR-Q80-H1147

HF Read/Write Device



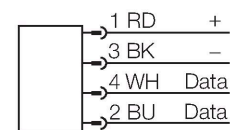
Technical data

Type	TNLR-Q80-H1147
ID	7030230
Approvals	CE FCC UL IC
Electrical data	
Operating voltage	19.2...28.8 VDC
DC rated operational current	≤ 90 mA
inrush current	1100 mA For: 1 ms
Data transfer	Inductive coupling
Technology	HF RFID
Operating frequency	13.56 MHz
Radio communication and protocol standards	ISO 15693 NFC Typ 5
Read/Write distance max.	215 mm
Output function	4-wire, Read/Write
Mechanical data	
Mounting conditions	Non-flush, flush mountable
Ambient temperature	-25...+70 °C
Design	Rectangular, Q80
Dimensions	92 x 80 x 40 mm
Housing material	Plastic, PBT-GF30-V0, Yellow
Active area material	Plastic
Vibration resistance	55 Hz (1 mm)
Shock resistance	30 g (11 ms)
Protection class	IP67
MTTF	248 years acc. to SN 29500 (Ed. 99) 40 °C
Power-on indication	LED, Green

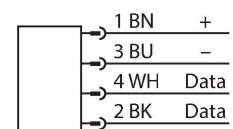
Features

- Rectangular, height 40 mm
- Active face on top
- Plastic, PBT-GF30-V0

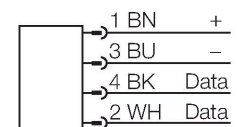
.../S2503 Connectors



.../S2500 Connectors



.../S2501 Connectors



Functional principle

The HF read/write devices operating at a frequency of 13.56 MHz form a transmission zone, the size of which (0...500 mm) varies depending on the combination of read/write device and tag used. The read/write distances mentioned here only represent standard values measured under

Technical data

Packaging unit

1

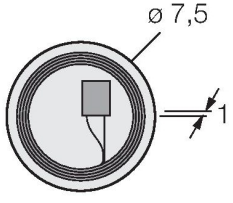
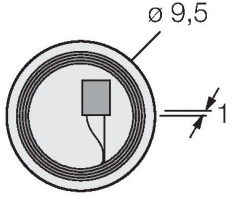
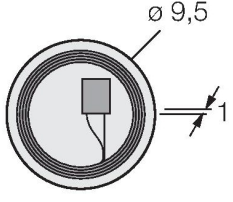
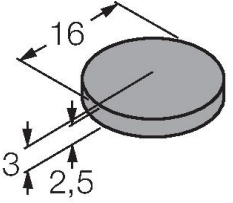
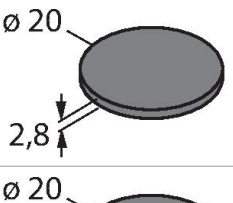
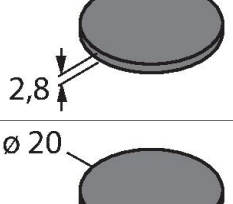
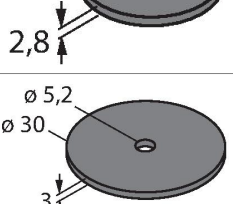
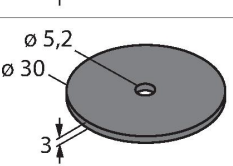

laboratory conditions, free from any influences caused by surrounding materials.

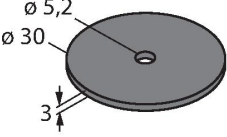
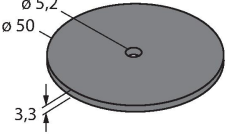
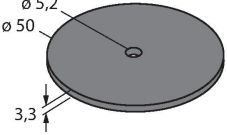
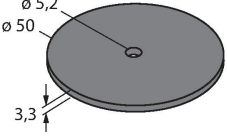
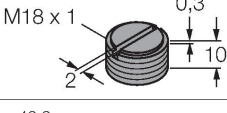
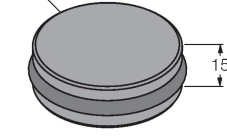
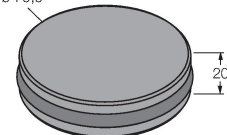
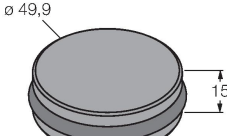
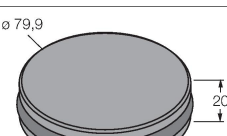
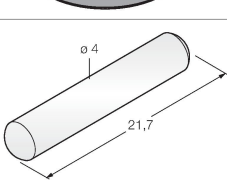
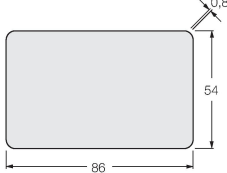
The read/write distances of the tags for mounting in metal TW-R**-M(MF) were determined in metal.

Attainable distances may vary by up to 30 % due to component tolerances, mounting conditions, ambient conditions and material qualities (especially when mounted in metal). Testing of the application under real operating conditions is therefore essential, especially with on-the-fly reading and writing!

Mounting instructions/Description

Width active area 80 mm
B

Dimensions	Type designation	Read-write distance		Transfer zone		Minimum distance between two read-write heads [mm]
		Ident - no.	Recommended (mm)	max. [mm]	length max. [mm]	
	TW-R7.5-B128 7030231	20	41	60	30	240
	TW-R9.5-B128 7030252	22	45	66	33	240
	TW-R9.5-K2 7030558	34	70	76	38	240
	TW-R16-B128 6900501	50	85	90	45	240
	TW-R20-B128 6900502	50	88	92	47	240
	TW-R20-B320 100005244	50	88	92	47	240
	TW-R20-K2 6900505	40	75	84	42	240
	TW-R30-B128 6900503	60	115	116	58	240
	TW-R30-B320 100005245	60	115	116	58	240

	TW-R30-K2 6900506	60	98	104	52	240
	TW-R50-B128 6900504	80	165	168	84	240
	TW-R50-B320 10005246	80	165	168	84	240
	TW-R50-K2 6900507	90	144	150	75	240
	TW-SPP18X1-B128 6901062	30	66	80	40	240
	TW-R50-M-B128 7030209	35	58	64	32	240
	TW-R80-M-B128 7030207	50	90	90	45	240
	TW-R50-M-K2 7030229	30	58	76	38	240
	TW-R80-M-K2 7030205	35	78	80	40	240
	TW-R4-22-B128 7030237	40	73	86	43	240
	TW-L86-54-C-B128 6900479	120	215	214	107	240