

Turck Cloud Gateway

WLAN Gateway

TCG20-WLAN-1ETH-CRS-01



- End-to-end encryption of all communications (TLS v1.2, AES128/AES256)
- 1x Ethernet port
- 1x CAN interface
- 1x serial interface RS232/RS485
- Modbus TCP client/server
- Modbus RTU master/slave
- OPC-UA server
- CODESYS network variables
- SNMP manager
- OpenVPN client
- WEB PLC programming logic

Type designation	TCG20-WLAN-1ETH-CRS-01
Ident no.	100002557
Supply	
Supply voltage	24 VDC
Admissible range	20.4...27.6 VDC
Power dissipation, typical	≤ 3.3 W
System data	
Transmission rate Ethernet	10/100 Mbps
Connection technology Ethernet	1 × RJ45
Web server	Username: admin Password: password
Controller	
Processor	ARM Cortex A7, 32 Bit, 528 MHz
Memory	64 MB Flash
RAM memory	128 MB DDR3
Remanent memory	8 kB
Add-on memory	1 × SD card slot, 1 × USB host port (currently without function)
Real time clock	yes
Operating system	Linux
PLC data	
Programming	Web-based EDGE-PLC
WEB PLC	Visual programming editor, runs on the internal web server; I/O Mapping Editor; Up to 8192 I/O values and 1024 portal variables
WEB PLC functions	Up to 2048 functional units, I/O values, portal variables and constants IPO cycle time: 10 to 1000 ms Data type converters: Bool, Uint8, Sint8, Uint16, Sint16, Uint32, Sint32, Float32, Float64, String Binary: AND, OR, XOR Bits and bytes: Extract, Pack, Put Bit, Shift Register, Unpack Controllers: On/Off, P, Shade Messages: Send, Receive Numerical: Subtraction, Multiplication, Division, Minimum, Maximum, Min Acc, Max Acc, Average, Counter, Compare, Signal Limiter, Signal Converter, Signal Smoother, Signal Tracker Special: First Cycle, OpenVPN, Portal Status Storage, Selection, Edge Detection: Demultiplexer, Multiplexer, RS Flipflop, T Flipflop, Trigger, Analog Trigger, Load Profile, State Machines Timing: Local Clock, UTC Clock, Stop Watch, TON, TOFF, TP, Timer, Compare Time, Time Switches

Turck Cloud Gateway

WLAN Gateway

TCG20-WLAN-1ETH-CRS-01

Wi-Fi modem

Wi-Fi standards	IEEE 802.11a IEEE 802.11b IEEE 802.11g IEEE 802.11n
Wi-Fi frequencies	2.4 GHz 5 GHz
Mode	Wi-Fi client
Security	WPA/WPA2-PSK
antenna connection	SMA connector
Antenna connection note	Antenna not included in delivery. Compatible antennas can be found in the list of accessories.

Serial interface

Signal type	1 × RS232/485 (optional)
-------------	--------------------------

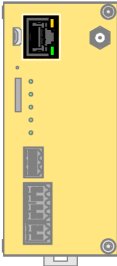

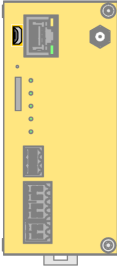
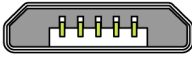

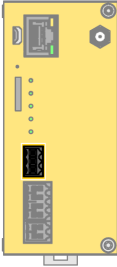
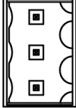
Standard/Directive conformity

Directive	2014/30/EC EMC Directive 2014/35/EC Low Voltage Directive 2014/53/EC Radio Equipment Directive EN 301 489-1/-7, EN 301 511 R&TTE Directive IEC 60529 Low Voltage Directive IEC 61000-6-2 EMC Immunity Standard IEC 61000-6-3 EMC Emission Standard
Approvals	CE, RoHS

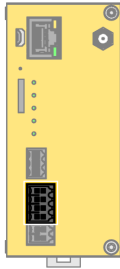
General Information

Dimensions (W x L x H)	46 x 105 x 78 mm
Ambient temperature	0...+55 °C
Storage temperature	-20...+60 °C
Relative humidity	5...85 %, non-condensing
Protection class	IP20
Insulation class	III
Housing material	Powder-coated steel plate, RAL 7021, dull finish
Mounting	DIN rail mounting

**Turck Cloud Gateway
WLAN Gateway
TCG20-WLAN-1ETH-CRS-01**

	<p>Ethernet Ports Ethernet cables (examples): RJ45 male connector – RJ45 male connector: RJ45S-RJ45S-4414-2M (order number: 6441423) RJ45 male connector – M12 male connector, 4-pin, D-coded: RSSD-RJ45S-4414-2M (order number: 6441413) RJ45 male connector – M8 male connector, 4-pin: PSGS4M-RJ45S-4414-2M (order number: 6933005) RJ45 male connector – M12 female receptacle, 4-pin, D-coded: RJ45-FKSDD-4414-2M (order number: 6935282)</p>	<p>Ethernet RJ45</p>  <p>12345678</p> <ul style="list-style-type: none"> 1 = TX + 2 = TX - 3 = RX + 4 = n.c. 5 = n.c. 6 = RX - 7 = n.c. 8 = n.c.
	<p>USB Interface The USB interface has no functional property</p>	<p>USB 2.0 B Jack</p>  <p>1 2 3 4 5</p> <ul style="list-style-type: none"> 1 = 5 VDC 2 = D - 3 = D + 4 = ID 5 = GND
	<p>SD Card Slot For use with microSD card (included in delivery)</p>	
	<p>Power Supply</p>	<p>power supply</p>  <p>3 2 1</p> <ul style="list-style-type: none"> 1 = FE 2 = GND 3 = V+

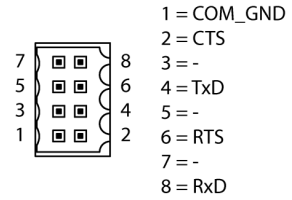
**Turck Cloud Gateway
WLAN Gateway
TCG20-WLAN-1ETH-CRS-01**



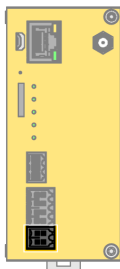
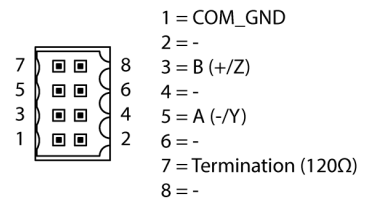
Serial Interfaces

Cable (example):
RK4.5T-5/S2503 (Ident-No. 7030342)
Note regarding terminating resistor RS485: external bridge between PIN 5 and PIN 7

Pin Assignment in RS232 Operating Mode



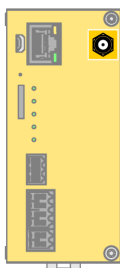
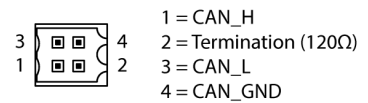
Pin Assignment in RS485 Operating Mode



CAN Interfaces

CAN cable (example):
RKC5701-5M (ID number 6931034)
Note regarding terminating resistor: external bridge between PIN 1 and PIN 2

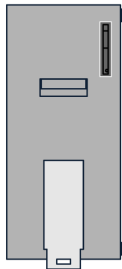
CAN



Antenna Interface

Antenna not included in delivery

**Turck Cloud Gateway
WLAN Gateway
TCG20-WLAN-1ETH-CRS-01**



SIM Card Slot
SIM card in 2FF format (Mini-SIM)

Turck Cloud Gateway
WLAN Gateway
TCG20-WLAN-1ETH-CRS-01

Module Status LED

LED	Color	Status	Description
ETH	Yellow	Illuminated	Active Ethernet link
	Green	Flashing	Data traffic
		Off	No active Ethernet link
RUN	Green	Illuminated	Program loaded, PLC running
		Flashing (0.5 Hz)	Program loaded, PLC not running
		Flashing (4 Hz)	PLC task cycle violated at least once
		Off	No program loaded, PLC not running
Portal	Green	Illuminated	Connection to the portal established
		Flashing (0.5 Hz)	Connecting to the portal
		Off	Connection to the portal not activated
WIFI	Green	Illuminated	Wi-Fi connection established
		Flashing (0.5 Hz)	Establishing Wi-Fi connection
		Flashing (4 Hz)	Error: The Wi-Fi modem driver is not making further attempts to establish a connection
		Off	Wi-Fi connection is not activated
PWR	Green	Illuminated	Device is ready for operation
		Off	Device not supplied with power






**Turck Cloud Gateway
WLAN Gateway
TCG20-WLAN-1ETH-CRS-01**

Accessories

Type code	Ident no.		Dimension drawing
TCG20-RSC	100002937	Replacement connector for serial interface.	
TCG20-CC	100002936	Replacement connector for CAN interface.	
TCG20-PSC	100002931	Replacement connector for power supply.	
TCG20-Antenna-Short-UMTS	100003125	Antenna for mounting on the device.	
TCG20-Antenna-Glass-UMTS-1.5M	100003126	Antenna for adhesive mounting on glass or plastic.	


**Turck Cloud Gateway
WLAN Gateway
TCG20-WLAN-1ETH-CRS-01**

Accessories

Type code	Ident no.		Dimension drawing
TCG20-Antenna-Cabinet-UMTS-1.5M	100003127	Antenna for mounting on the control cabinet.	
TCG20-Antenna-Wall-UMTS-3.0M	100003128	Antenna for wall mounting.	
TCS-Portal-Project-Registration-01	9940005	Setup of a project in the Turck Cloud Portal. One-off activation fee per project in the Turck Cloud Portal.	
TCS-Portal-Device-Registration-01	9940006	Registration of a device in the Turck Cloud Portal. A one-off registration fee will be charged per registered Cloud Gateway.	
TCS-Portal-Customisation-01	9940008	Customer-specific adaptation of the Turck Cloud Portal	

**Turck Cloud Gateway
WLAN Gateway
TCG20-WLAN-1ETH-CRS-01**

Accessories

Type code	Ident no.		Dimension drawing
TCS-Portal-De-vice-Dataflat-Month-01	9940007	Monthly data flat rate per registered device in the Turck Cloud Portal.	
TCS-Portal-SMS-Ser-vice-01	9940009	Charge per SMS sent from the Turck Cloud Portal	